

BOOK C

10 CENTS

AFGHANS

Knitted and Crocheted



DESIGNS BY
CECILIA VANEK

With

Clover Leaf and Dawn Wool and Worsted Yarns



AMERICAN THREAD COMPANY

260 WEST BROADWAY, NEW YORK, N.Y.





Cross Stitch Afghan and Pillow No. 500

Cross Stitch Afghan

Model No. 500

46 x 72

MATERIALS REQUIRED

American Thread Company "Dawn" Germantown Wool 30 or 50 yard or 1 oz. Balls. The quantity given is based on the 1 oz. Ball.

#1733 Scarlet —12 Balls
#1734 Red — 8 Balls
#1735 Cardinal — 8 Balls
#1737 Garnet — 6 Balls
#1763 Black — 2 Balls
Long Bone Crochet Hook #3.

With Scarlet Ch 21 and work 20 Afghan sts. (For Afghan st directions see Baby Afghan #511). Continue rows of Afghan st until stripe measures about 70 inches bind off with a sl st. Embroider cross st design in Black following diagram, working one cross st over one Afghan st. Work 4 more stripes.

With Red working into side of stripe work 5 s d c (short double crochet) * the next

st pick up entire st counting 4 rows down and work a tr c over st, skip that st and work 1 s d c in each of the next 5 sts, repeat from * to end of row and work 3 rows of s d c.

Attach Cardinal and repeat the last 4 rows. Attach Garnet and repeat the last 4 rows. Work the same border on other side of stripe and make other stripes to correspond. Sew or crochet stripes together with Garnet.

EDGE. Attach Garnet and work 1 s c, ch 2, skip 2 sts, d c in next st, * ch 2, skip 2 sts, s c in next st, ch 2, s c in same st, ch 2, skip 2 sts, d c in next st, repeat from * all around.

2nd Row. Work 2 s c with Ch 2 between in each d c and 1 d c with 2 ch between in each shell.

This Afghan may also be made in "Dawn" Knitting Worsted.

Pillow to Match Cross Stitch Afghan

MATERIALS REQUIRED

American Thread Company "Dawn" Germantown Wool 80 or 50 yard or 1 oz. Balls. The quantity given is based on the 1 oz. Ball.

#1733 Scarlet —2 Balls
#1734 Red —1 Ball
#1735 Cardinal —1 Ball
#1737 Garnet —4 Balls
#1763 Black —1 Ball
Long Bone Crochet Hook #3.


With Scarlet ch 21 and work 20 Afghan sts.

Work 82 rows of Afghan sts, bind off with a sl st. Work cross st Design following di-

agram and continue same as Afghan working 5 rows of s d c in each color instead of the 3 rows given in Afghan directions.

Back of pillow, ch 77 and work 76 Afghan sts. Continue work in Afghan st until back is same size as front.

With Garnet work one row of s c around both sides of pillow and join the two sections together at three sides with a row of s d c and work a row of s d c across free end of both back and front. Finish with edge same as Afghan.



Hiawatha Afghan

Model No. 501

50 x 75

MATERIALS REQUIRED

American Thread Company "Dawn" Knitting Worsted—35-yd. Skeins.

#1401—White	4 Skeins
#1409—Amber	10 Skeins
#1435—Dk. Green	69 Skeins
#1453—Scarlet	12 Skeins
#1471—Black	8 Skeins

Bone Crochet Hook #3 or #4.

Wherever two colors are used in a row, carry the second color across entire row. If the yarn which is carried is looped on the wrong side, draw it up smooth before changing color. The entire Afghan is worked in single crochet. When changing color, in working the last st of 1st color, pull loop through st, pick up 2nd color and complete st.

With Dk. Green ch 196, work 195 s c and work 4 more rows. Work 1 row in Amber, 1 row Black and 2 rows Dk. Green.

10th Row. Work 23 sts D. G. (Dark Green), 17 R. (Red), carrying the G. yarn under R. sts, * 16 D. G., 17 R., repeat from * 3 times, 23 D. G.

11th Row. Begin row with 21 D. G. and continue same as 10th row. Work 2 rows D. G., 1 row B. (Black), 2 rows D. G.

17th Row. 8 sts D. G., 17 R., * 16 D. G., 17 R., repeat from * 4 times ending row with D. G.

18th Row. Begin row with 3 sts D. G. and continue same as 17th row. Work 2 rows D. G., 1 row B., 1 row A. (Amber), this completes the border. Work 12 rows in D. G.

Next row begins the pattern. **1st Row.** 25 sts D. G., 30 R., 35 D. G., 30 R., 35 D. G., 30 R., 10 D. G.

2nd Row. Work D. G. sts over D. G. sts of previous row and R. sts over R. sts.

3rd Row. 20 D. G., 25 A., 40 D. G., 25 A., 40 D. G., 25 A., 20 D. G. Next row work D. G. over D. G. and A. over A.

5th Row. 30 D. G., 15 W. (White), 50 D. G., 15 W., 50 D. G., 15 W., 20 D. G. Next row work D. G. over D. G. and W. over W.

7th Row. 25 D. G., 25 A., 40 D. G., 25 A., 40 D. G., 25 A., 15 D. G. Next row work D. G. over D. G. and A. over A.

9th Row. 20 D. G., 35 B., 30 D. G., 35 B., 30 D. G., 35 B., 10 D. G. Next row work D. G. over D. G. and B. over B.

11th Row. 10 D. G., 50 R., 15 D. G., 50 R., 15 D. G., 50 R., 5 D. G. Next row work D. G. over D. G. and R. over R. and work 2 rows of D. G.

15th Row. 5 D. G., 50 R., 15 D. G., 50 R., 15 D. G., 50 R., 10 D. G. Next row work D. G. over D. G. and R. over R.

17th Row. Start row with 15 D. G. and continue 9th row. Next row work D. G. over D. G. and B. over B.

19th Row. Start with 20 D. G. and continue 7th row. Next row work D. G. over D. G. and A. over A.

21st Row. Start with 25 D. G. and continue 5th row. Next row work D. G. over D. G. and W. over W.

23rd Row. Start with 15 D. G. and continue 3rd row. Next row work D. G. over D. G. and A. over A.

25th Row. Start with 20 D. G. and continue 1st row. Next row work D. G. over D. G. and R. over R. Work 6 rows of D. G.

(Continued on page 5)



Hiawatha Afghan No. 501



Knitted Afghan No. 502

Knitted Afghan

Model No. 502

48 x 72

MATERIALS REQUIRED

American Thread Company "Dawn" Germantown Wool. 50 or 30 yd. Balls.

50 yd. Balls

#809 Canary — 7 Balls

#829 Lt. Wild Rose — 13 Balls

#831 Med. Wild Rose — 12 Balls

#833 Wild Rose — 35 Balls

30 yd. Balls

#1009 Canary — 12 Balls

#1029 Lt. Wild Rose — 22 Balls

#1031 Med. Wild Rose — 20 Balls

#1033 Wild Rose — 58 Balls

1 pr. Bone Knitting Needles #8.

With Wild Rose cast on 2 sts.

1st Row. K 1, yarn over, K 1, turn.

2nd Row. K 2, yarn over, K 1, turn.

3rd Row. K 2, yarn over, K to end of row.

Repeat 3rd row until there are 22 sts on needle. Attach Canary and repeat 3rd row until there are 26 sts on needle. Attach Med. Wild Rose, repeat 3rd row until there are 48 sts on needle. Attach Canary, repeat 3rd row until there are 52 sts on needle. Attach Lt. Wild Rose, repeat 3rd row until

there are 74 sts on needle. Attach Canary, repeat 3rd row until there are 78 sts on needle.

The next row begin to narrow one side. Attach Dk. Wild Rose.

1st Row. K 1, K2 tog, yarn over, K 2 tog, K to end of row.

2nd Row. K 2, yarn over, K to end of row. Repeat the last 2 rows, working * 33 ribs (66 rows) Wild Rose, 2 ribs Canary, 11 ribs Med. Wild Rose, 2 ribs Canary, 11 ribs Lt. Wild Rose, 2 ribs Canary. Repeat from * until long side measures about 72 inches, then decrease at the beginning of each row until all sts are worked off. Work another stripe in same manner and two more stripes narrowing on the opposite side so the slant will run in the opposite direction. Sew stripes together taking care to match colors evenly.

EDGE. With Wild Rose, * work 1 s c in side of Afghan, ch 3, 1 tr c in same space, skip 3 meshes along side of Afghan and repeat from * all around.

To make Afghan wider add more sts to each stripe or work 2 more stripes.

Hiawatha Afghan Model No. 501

(Continued from page 2)

33rd Row. 50 D. G., 30 R., 40 D. G., 30 R., 45 D. G. Next row work D. G. over D. G. and R. over R. and continue work having only two patterns in that row. Work 6 rows of D. G. and repeat from 1st row until there are 4 rows of 3 patterns and 3 rows of 2 patterns. Work 12 rows of D. G. and work border same as border at the beginning of Afghan.

Work 2 rows of s c along sides of Afghan and finish ends with fringe.

FRINGE. Cut 12 inch lengths of yarn, take 2 of D. G. and one of color, double, and slip through end of Afghan and Knot. One or all colors may be used in fringe.

This Afghan will be equally attractive made in "Dawn" Germantown Wool 30 or 50 yd. or 1 oz. Balls.

Old Fashioned Garden Afghan

Model No. 503

13 x 16 squares. Each square measures about 3 1/2 inches

MATERIALS REQUIRED

American Thread Company

"Clover Leaf" Germantown Zephyr—1 oz.
Balls, or

"Dawn" Germantown Wool—30 or 50 yd.
Balls

Bone Crochet Hook #4 or
Steel Crochet Hook #1

The quantity given is based on the 30 yd.
Ball.

10 Balls of Amber, 1 Ball each of Pink, Deep Pink, Orange, Lilac, Violet, Lt. Wild Rose, Med. Wild Rose, Wild Rose, Lt. Scarlet, Lt. Blue, Blue, Med. Blue. 34 Balls each of Dk. Nile and Beige. 50 Balls of Black.

SQUARE: **1st Row.** This row forms the center of the flowers and is worked in Amber throughout. Ch 3, join, ch 3, 11 d c in ring, join and break yarn.

2nd Row. Use the flower colors for this row. Join Wool, ch 3, 2 d c in same space, skip 1 st, * sl st in next st, ch 3, 2 d c in same space, skip 1 st, and repeat from * until there are 6 petals to the flower, join and break yarn.

3rd Row. Join Dk. Nile between petals, ch 5, * s c in ch of shell, ch 2, d c between petals, ch 2 and repeat from * until there are 12 loops.

4th Row. Sl st to loop, ch 3, 2 d c in same loop, * ch 1, 3 d c in next loop, repeat from * all around, join and break yarn.

5th Row. Join Beige between groups of d c, ch 3, 2 d c in same space, * 3 d c in next space, 3 d c in next space, ch 3, 3 d c in same space (this forms the corner) 3 d c in next space, repeat from * all around, join and break yarn.

6th Row. Join Black in corner loop, ch 3, 2 d c in same loop, ch 3, 3 d c in same loop * 3 d c in next space, 3 d c in next space, 3 d c in next space, 3 d c in next loop, ch 3, 3 d c in same loop, repeat from * all around. Sew squares together with Black.

BORDER: 1st Row. Join Wool between groups of d c, ch 3, 1 d c in same space, ch 2, 2 d c in same space, 1 s c between next two groups of d c, work a shell in next space, 1 s c in next space. Repeat shells all around. At corners work 4 d c, ch 2, 4 d c.

2nd Row. Work a shell in shell and s c in each s c. At corners add 1 shell each side of corner shell.

3rd Row. Work 3 d c in shell, ch 2, 3 d c in shell, 1 s c in s c, repeat shells and s c all around.

Old Fashioned Garden Pillow

4 x 4 squares. Back of pillow is worked in Filet Crochet

MATERIALS REQUIRED


American Thread Company

"Clover Leaf" Germantown Zephyr—1 oz.
Balls, or

"Dawn" Germantown Wool—30 or 50 yd.
Balls

1 Ball each of Amber, Pink, Deep Pink, Orange, Lilac, Violet, Lt. Wild Rose, Med. Wild Rose, Wild Rose, Lt. Scarlet, Lt. Blue, Blue, Med. Blue. 3 Balls each of Dk. Nile and Beige and 8 Balls of Black.

(Continued on page 9)



Old Fashioned Garden Afghan and Pillow No. 503



Two Toned Afghan No. 504

Two Tones Afghan

Model No. 504

48 x 68

MATERIALS REQUIRED

American Thread Company "Clover Leaf" or "Dawn" Lustre Wool. 1 oz. Balls.

Tangerine — 17 Balls
Spring Green — 7 Balls
Kelley Green — 6 Balls
Wave Green — 3 Balls

Bone Crochet Hook #4.

With Tangerine make a chain about 88 inches long (very loosely).

1st Row. Work 1 s c in each st of ch, (work should measure about 68 inches) with last loop on hook, break yarn leaving a 5 inch end for fringe.

2nd Row. With Spring Green, leave a 5 inch end, pull loop through loop on hook, insert hook in back loop of 1st st and corresponding st in previous row, * yarn over hook, pull through 2 loops, yarn over hook, pull through 2 loops, insert hook in back loop of

next st and corresponding st in previous row and repeat from * across row, leave a 5 inch end for fringe, break yarn and repeat 2nd row for entire afghan, changing color every row. Work one side all in Tangerine and the other side work 9 inches in Spring Green, 9 inches in Kelley Green, 9 inches Wave Green, 9 inches Kelley Green, 9 inches Spring Green.

If a wider Afghan is desired add one or two inches to each stripe.

FRINGE. To make fringe add 2—5 inch green and 2—5 inch Tangerine strands to every 6 strands in Afghan by taking a 10-inch length and slipping it through Afghan. Tie fringe taking up 10 strands in each knot.

This Afghan may also be made in "Clover Leaf" or "Dawn" Shetland Floss. "Clover Leaf" or "Dawn" Germantown Wool or Knitting Worsted may be used if a very heavy Afghan or Motor Robe is desired.

Old Fashioned Garden Pillow

(Continued from page 6)

Follow directions given for squares of Afghan No. 503. Sew squares together with Black Wool.

BACK. With Black make a chain the length of pillow, work 1 d c in 7th st from hook, * ch 1, skip 1 st, d c in next st, repeat from * to end of row.

2nd Row. Ch 4, turn, d c in d c, ch 1, d c in next d c, repeat meshes across row and con-

tinue rows of meshes until work is square. Sew front and back together.

EDGE. Work one row of open meshes all around.

2nd Row. Ch 4, skip 1 d c, s c in next d c. Repeat loops all around skipping only 1 d c in corners.

3rd Row. 1 s c, 1 s d c, 2 d c, 1 s d c, 1 s c in each loop.

Rustic Afghan

Model No. 505

52 x 72

MATERIALS REQUIRED

American Thread Company "Dawn" Knitting Worsted. 35 yd. Skeins.

#1439 Henna	—29 Skeins
#1409 Amber	—14 Skeins
#1431 Sea Green	—22 Skeins
#1437 Rust	—35 Skeins

Bone Crochet Hook #3.

The entire Afghan except the edge is worked in (s d c) short double crochet. Each Motif measures about 6 x 6 and 83 Motifs are required for Afghan illustrated. For a wider Afghan add more Motifs.

MOTIF. With Henna ch 15, 1 s d c in 3rd st from hook, 12 s d c in each st, ch 2, turn.

2nd Row. 1 s d c in each st. Repeat 2nd row 6 times (8 rows.) Attach Rust, ch 2, turn and work 3 rows of s d c, ch 2, work 16 s d c in side of Motif, ch 2, turn and work 2 more rows on same side.

Attach Amber, ch 2, turn, work a row of s d c on same side, ch 2, work 17 s d c in side of Motif.

Attach Green, ch 2, turn, work 3 rows of s d c, ch 2, work 20 s d c in side of Motif, ch 2, turn and work 2 more rows on same side. Attach Amber, ch 2, turn, work 1 row of s d c, ch 2, work 21 s d c on 2nd side of Motif. Attach Rust, ch 2, turn, and work 20 s d c in each side and 2 s d c, ch 1, 2 s d c in each corner. Work 82 more Motifs, arrange in position as illustrated and sew or crochet together.

EDGE. Attach Henna in 2nd st from joining of Motifs, and work 3 d c in center, s c in 2nd st of other Motif, ch 3, skip 2 sts, s c in next st, turn, work 3 d c, ch 2, 3 d c in center d c, s c in 3rd free st of 1st Motif, ch 3, skip 2 sts, s c in next st, turn, 2 d c, ch 2, 2 d c in 1st d c of shell in previous row, s c in ch of same shell, 2 d c, ch 2, 2 d c in last d c of shell, s c in 3rd free s c of 2nd Motif, ch 3, skip 2 sts, s c in next st, turn, work a shell in 1st d c, s c in center of shell, shell in s c, s c in center of next shell, shell in last d c, s c in 3rd free st of Motif, ch 3, skip 2 sts, s c in next st, turn and work 1 more row of shells having 4 shells in that row, break yarn, repeat shells between all Motifs and work 1 row of shells all around.

Pillow to Match Rustic Afghan

MATERIALS REQUIRED

American Thread Company "Dawn" Knitting Worsted. 35 yd. Skeins.

#1439 Henna	—4 Skeins
#1409 Amber	—2 Skeins
#1431 Sea Green	—3 Skeins
#1437 Rust	—4 Skeins

Work 4 Motifs for each side, arrange as illustrated and sew or crochet together.

EDGE. With Rust work 1 row of s a c all around both sides working 2 s d c, ch 2, 2 s d c in corners.

(Continued on page 13)



Rustic Afghan and Pillow No 505



Puff Stitch Afghan No. 506

Puff Stitch Afghan

Model No. 506

50x72

MATERIALS REQUIRED

American Thread Company "Dawn" Germantown Wool. 30 or 50 yd. or 1 oz. Balls.

30 yd. Balls

#1067 Lt. Blue — 9 Balls

#1069 Blue — 36 Balls

#1071 Med. Blue—105 Balls

50 yd. Balls

#867 Lt. Blue — 6 Balls

#869 Blue — 22 Balls

#871 Med. Blue— 63 Balls

1 oz. Balls

#1755 Lt. Blue — 3 Balls

#1757 Blue — 12 Balls

#1759 Med. Blue— 34 Balls

Bone Crochet Hook #3 or 4.

With Lt. Blue. Ch 3, 5 s c in 1st st of ch, join each row.

2nd Row. Ch 1, 1 s c in same st, 2 s c in each remaining st. (12 s c)

3rd Row. Ch 1, * 2 s c in next st, 1 s c in next st, repeat from * all around.

4th Row. Ch 2, 1 d c in same space, puff st in next st (puff st, yarn over insert in st and pull up length of a d c, repeat twice in same space, yarn over, pull through all loops but one, yarn over, pull through 2 loops) 2 d c in next st, * ch 1, 2 d c in next st, puff st in next st, 2 d c in next st, repeat from * 4 times, ch 1, join.

5th Row. Ch 2, 1 d c in same st, puff st in each of the next 3 sts, 2 d c in next st, * ch 1, 2 d c in next st, puff st in each of the next 3 sts, 2 d c in next st, repeat from * all around, ch 1, join and break yarn. Attach Med. Blue and work 1 s c in each st and 5 s c in each corner. This last row is worked on all Motifs with the Med. shade of Blue.

Work 17 more light Motifs, 72 in Blue and 125 Motifs in Med. Blue. Arrange as illustrated and sew together using Med. Blue. Work 1 row of s c with 1 picot after each 3rd st all around Afghan.

Pillow to Match Rustic Afghan No. 505

(Continued from page 10)

2nd Row. Work a row of s d c on one side of back and front of pillow, pin the two sections together and join by working 1 row of s d c on three remaining sides.

3rd Row. Attach Henna, 3 d c, ch 1, 3 d c in same st, skip 2 sts, s c in next st, skip 2 sts

and repeat shells and s c all around working 4 d c, ch 2, 4 d c in each corner.

The Rustic Afghan and Pillow will be equally attractive made of "Dawn" Germantown Wool.

Star Afghan

Model No. 507

48 x 80

MATERIALS REQUIRED

American Thread Company "Dawn" Germantown Wool 25 and 30 yd. Balls.

#1089 Shaded Browns 87—25 yd. Balls

#1037 Gold Brown 52—30 yd. Balls

#1041 Wood Brown 7—30 yd. Balls

1 Bone Crochet Hook #3 or Steel Crochet Hook #00.

Each star measures about 8 inches.

STAR. With Shaded Browns, ch 4, 2 d c in 1st ch, ch 3, turn, 1 d c in 1st d c, 1 d c in next d c, 2 d c in last d c (ch 3 counts as 1 d c making 5 d c in row). Continue rows of d c having 2 more d c in each row until there are 11 d c and work 1 row even.

Next Row. Begin decreasing, ch 2, skip 1st d c, 1 d c in each of the next 6 d c, yarn over, insert in next d c, work off 2 loops leaving 2 loops on needle, yarn over, insert in last st and work off 2 loops, yarn over work off remaining 3 loops on needle thus decreasing 2 sts in row.

Work 2 more rows decreasing 2 sts each row. Last row, ch 2, yarn over, insert in

second d c, work off 2 loops, yarn over, insert in next st, work off 2 loops, yarn over and work off last 3 loops on needle at one time. Without breaking yarn, ch 1 work another point of the Star. Work 4 more points in same manner and sew them together using the same yarn. The diamonds in solid color are worked in the same manner. Around the first Star the 6 diamonds may be worked without breaking yarn working 1 ch between diamonds. Sew these around Star using same yarn. Continue making Stars in Shaded Browns and diamonds in Solid Color until Afghan is desired size. On the uneven side of Afghan work half diamonds in Shaded colors and sew in spaces.

EDGE. With Gold Brown, 1 row of s c working 3 tr c between diamonds in scalloped side of Afghan (side not filled in with half diamonds) and work 1 row of d c.

3rd Row. With Wood Brown, 1 row of s c.

4th Row. With Gold Brown, 1 row of d c.

5th Row. With Wood Brown, s c in d c, skip 2 sts, 3 tr c in next st, ch 2, 3 tr c in same st, skip 2 sts and repeat from beginning all around.

Pillow to Match Star Afghan

MATERIALS REQUIRED

#1089 Shaded Browns 10—25 yd. Balls

#1037 Gold Brown 14—30 yd. Balls

Work 4 Stars for each side, arrange as illustrated and fill in with Solid Color same as Afghan.

Band joining front and back of pillow. With Solid Color, ch 13 and work 9 d c. Repeat rows of d c until band is correct length and join to pillow with a row of s c.

This Afghan and Pillow may be worked in "Dawn" Knitting Worsted.



Star Afghan and Pillow No. 507



Plaid Afghan No. 508

Plaid Afghan

Model No. 508

50 x 75

MATERIALS REQUIRED

American Thread Company "Dawn" Germantown Wool. 50 or 30 yd. Balls.

50 yd. Balls

#809 Canary —14 Balls
#871 Med. Blue—22 Balls
#857 Sea Green—18 Balls
#861 Green —48 Balls

30 yd. Balls

#1009 Canary —23 Balls
#1071 Med. Blue—37 Balls
#1057 Sea Green—30 Balls
#1061 Green —80 Balls

Bone Crochet Hook #4.

The entire Afghan is worked in single crochet. The vertical stripes are darned in after the work is completed, using 2 strands of yarn and a blunt needle, working over one row and under one row of s c.

With Green ch 215 and work 8 rows of s c,
* work 1 row in Sea Green, 1 row in Canary,

4 rows Medium Blue, 1 row Canary, 1 row Med. Blue, 2 rows Canary, 3 rows Sea Green, 17 rows Green, repeat from * until Afghan is desired length ending with 8 rows of Green.

Begin vertical stripe in the center of the Afghan, center stripe is Canary, work with 2 strands of yarn then work a second row in same spaces. Work 2 stripes of Med. Blue each side of Canary stripe. Skip 3 inches and work 2 stripes in Sea Green. Repeat 1st and second groups of stripes to end of Afghan and work other side to correspond.

EDGE. 1st Row. With Sea Green work s c in side of Afghan, * skip 2 rows and work 6 d c in next row, skip 2 rows of s c in next row, repeat from * all around.

2nd Row. With Canary, s c in s c, ch 2, s c in 2nd d c of shell, ch 2, s c in next d c, ch 2, s c in next d c, ch 2 and repeat from beginning all around.

This Afghan will be equally attractive made in "Dawn" Knitting Worsted.

Crochet Abbreviations

ch—Chain
st—Stitch
sl st—Slip Stitch
s c—Single Crochet
s d c—Short Double Crochet
d c—Double Crochet

tr c—Treble Crochet
d tr c—Double Treble Crochet
o m—Open Mesh
s m—Solid Mesh
p—Picot
d p—Double Picot

Variegated Stripe Afghan

Model No. 509

64 x 78

MATERIALS REQUIRED

American Thread Company "Dawn" Germantown Wool. 25 and 30 yd. Balls.

#1025 Beige	—32 Balls
#1035 Tan	—30 Balls
#1037 Gold Brown	—30 Balls
#1041 Wood Brown	—15 Balls
#1081 Shaded Blues	—12 Balls
#1083 Shaded Reds	—12 Balls
#1085 Shaded Oranges	—12 Balls
#1087 Shaded Greens	—18 Balls
#1091 Shaded Violets	—12 Balls

Bone Crochet Hook #4 or

Steel Crochet Hook #1

1st Row. With Wood Brown ch 330, 1 d c in 4th st from hook, 1 d c in each remaining st of ch, break yarn.

2nd Row. With Gold Brown, ch 3, * yarn over hook, insert hook in next st, yarn over, work off 2 loops, yarn over, insert hook in next st, yarn over, work off 2 loops, yarn over, work off 3 loops on hook, ch 1, repeat from * to end of row, break yarn, repeat pattern of 2nd row for entire Afghan except the last row which is worked same as 1st row.

Work 1 row each of Tan and Beige, 5 rows Shaded Blues, * 1 row each of Beige, Tan,

Gold Brown, Wood Brown, Gold Brown, Tan and Beige * 5 rows Shaded Reds, repeat bet *, 5 rows Shaded Greens, repeat bet *, 5 rows Shaded Violets, repeat bet *, 5 rows Shaded Oranges, repeat bet *, 5 rows Shaded Greens, repeat bet *, 5 rows Shaded Oranges, repeat bet *, 5 rows Shaded Violets, repeat bet *, 5 rows Shaded Greens, repeat bet *, 5 rows Shaded Reds, repeat bet *, 5 rows Shaded Blues, 1 row each of Beige, Tan, Gold Brown, Wood Brown.

EDGE. Work a row of d c across two ends using Wood Brown. Attach Gold Brown, ch 6, d c in 4th ch from hook, d c in same st with joining, * skip 2 sts, d c in next st, ch 4, d c in 4th ch from hook, d c in same space with 1st d c, repeat from * all around, skipping only 1 st at corners.


2nd Row. Join Tan between scallops, ch 6, d c in 4th ch from hook, d c in same space with joining, * d c between next 2 scallops, ch 4, d c in 4th ch from hook, d c in same space between scallops, repeat from * to end of row.

3rd Row. With Beige repeat 2nd Row.

This Afghan may also be worked in "Dawn" Knitting Worsted.



Variegated Stripe Afghan No. 509



Rainbow Stripe Afghan

Model No. 510

50 x 70

MATERIALS REQUIRED

American Thread Company

"Clover Leaf" Germantown Zephyr—1 oz.
Balls, or

"Dawn" Germantown Wool—30 or 50 yd.
or 1 oz. Balls

Bone Crochet Hook #4 or
Steel Crochet Hook #1

The Model illustrated is made of "Dawn"
Germantown Wool, 30 Yard Balls in the
following Colors:

Brown	—22 Balls
Gold Brown	—20 Balls

Rainbow Stripe Afghan

Tan	—20 Balls
Beige	—20 Balls
Cardinal	— 5 Balls
Scarlet	— 5 Balls
Light Scarlet	— 5 Balls
Tangerine	— 4 Balls
Orange	— 4 Balls
Amber	— 4 Balls
Medium Blue	— 4 Balls
Blue	— 4 Balls
Light Blue	— 4 Balls
Jockey Green	— 4 Balls
Sea Green	— 4 Balls
Dark Nile	— 4 Balls

STRIPE: 1st Row. With Brown ch 330, 1 d c in 4th st from hook, 1 d c in each remaining st of ch, break yarn.

2nd Row. With Gold Brown ch 3, * yarn over hook, insert hook in next st, yarn over, work off 2 loops, yarn over, insert hook in next st, yarn over, work off 2 loops, yarn over, work off 3 loops on hook, ch 1, repeat from * to end of row. Break yarn. Repeat the pattern of 2nd row for entire Afghan except the 1st and last rows of each stripe which are worked same as the 1st row. Work 1 row in each of the following Colors: Tan, Beige, Light Scarlet, Scarlet, Cardinal, Scarlet, Light Scarlet, Beige, Tan, Gold Brown and finish with a row of d c with Brown. Work 2 more Red stripes.

BLUE STRIPE. 1st 4 rows same as Red Stripes, 1 row each in Light Blue, Blue,

Medium Blue, Blue, Light Blue. Last 4 rows same as Red Stripe. Work 1 more Blue Stripe.

GREEN STRIPE. 1st 4 rows same as previous stripes, 1 row each in Sea Green, Dark Nile, Jockey Green, Dark Nile, Sea Green. The last 4 rows same as previous stripes. Work 1 more Green Stripe.

YELLOW STRIPE. 1st 4 rows same as previous stripes, 1 row each in Amber, Orange, Tangerine, Orange, Amber. The last 4 rows same as previous stripes. Work 1 more yellow stripe. Sew the stripes together with Brown arranging them as follows: Blue, Red, Green, Yellow, Red, Yellow, Green, Red, Blue. With Brown work a row of d c across the 2 narrow sides.

EDGE. Attach Gold Brown, ch 6, d c in 4th ch from hook, d c in same st with joining, * skip 2 sts, d c in next st, ch 4, d c in 4th ch from hook, d c in same space with 1st d c, repeat from * all around, skipping only 1 st at corners.

2nd Row. Join Tan between scallops, ch 6, d c in 4th ch from hook, d c in same space with joining, * d c between next 2 scallops, ch 4, d c in 4th ch from hook, d c in same space between scallops, repeat from * to end of row.

3rd Row. With Beige repeat 2nd row.

If preferred this Afghan may be worked all in one piece following same color scheme.

Knitting Abbreviations

K—Knit
N—Narrow
P—Purl
o—Over
St—Stitch
Ridge—2 Rows

An asterisk (*) indicates that the direc-

tions immediately following are to be repeated the given number of times in addition to the ones already given. Thus "repeat from * 3 times" means 4 patterns in all.

An even row means work row without increasing or decreasing.



Baby Afghan in Star and Afghan Stitch

Model No. 511

32 x 38

MATERIALS REQUIRED

American Thread Company "Dawn" Germantown Wool.

#1701 White 7— 1 oz. Balls

#1702 Baby Pink 9— 1 oz. Balls

#1066 Baby Blue 1—30 yd. Ball


1 Long Crochet Hook #4 or #4½.

With White ch 25 and work 24 Afghan sts. **Afghan Stitch.** Chain for desired length and pick up each st of ch, work back by drawing through first one loop, * yarn over

and draw through 2 loops, repeat from * to end of row.

2nd Row. Same as 1st row picking up the vertical yarn instead of ch and work back the same way. Repeat 2nd row for 143 rows and bind off with a sl. st. Work 2 more

(Continued on page 24)



Baby Afghan in Pastel Shades

Model No. 512

32 x 42

MATERIALS REQUIRED

American Thread Company

"Clover Leaf" or "Dawn" Shetland Floss

White —6 Balls
Pink —5 Balls
Baby Blue —2 Balls
Nile Green —1 Ball

or

"Clover Leaf" or "Dawn" Lustre Wool

White —6 Balls

Pink —5 Balls

Cascade Blue—2 Balls

Spring Green—1 Ball

Bone Crochet Hook #2

3 Shells=2 inches. 6 rows=2 inches.

1st Row. With White, ch 208, work 2 d c in 4th st from hook, skip 3 sts, sl st in next st,

(Continued on page 24)





[Vintage Patterns Dazespast](http://vintagepatternsdarespast.com) (re-mastered eBooks)

<http://vintagepatternsdarespast.com>

[Dazespast](http://dazespast.com)

Original Vintage Knitting Crochet, Sewing & Needle Art Patterns and Books

<http://dazespast.com>

Free Vintage Patterns for Everyone

[Livin a Vintage Lifestyle and Lovin It](#) (Facebook)

[Follow Us on Pinterest](http://blog.vintagepatternsdarespast.com) or the [Vintage Patterns Blog](http://blog.vintagepatternsdarespast.com)

<http://blog.vintagepatternsdarespast.com>

Email: ruby@dazespast

315.317-0781 Fax same